



District Report Card: 2017


State: Tripura	District: Unakoti
Class: 3	Subject: Language
Schools: 60	Students: 943


Participation/Coverage


Students

<div>GENDER</div> <div></div>	Boys		Girls	
	Number	%	Number	%
	466	49.42	477	50.58

<div>AREA</div> <div></div>	Rural		Urban	
	Number	%	Number	%
	818	86.74	125	13.26

<div>CATEGORY</div> <div></div>	SC		ST		OBC		GEN	
	Number	%	Number	%	Number	%	Number	%
	213	22.59	169	17.92	260	27.57	301	31.92

<div>CWSN</div> <div></div>	LD	VI	HI	S&LD	ID	Oth
	1	1	0	1	0	9

<div>Management</div> <div></div>	Government		Government-aided	
	Number	%	Number	%
	943	100.00	0	0.00

Average Performance of Students in Language (%)

Overall	Gender		Area		Management		Social Group			
	Male	Female	Rural	Urban	Govt.	Aided	SC	ST	OBC	GEN
60.02	59.36	60.67	58.79	68.05	60.02	0.00	62.72	58.42	65.54	54.24

Performance on Learning Outcomes (LOs)

Learning Outcomes	Description	Average Performance(%)
L304	Reads small texts with comprehension i.e., identifies main ideas, details, sequence and draws conclusions	61.75
L312	Reads printed scripts on the classroom walls: poems, posters, charts etc.	56.56

Range of Performance of Students who Answered Correctly							
Below 30%		30% - 50%		50% - 75%		Above 75%	
Number	%	Number	%	Number	%	Number	%
113	11.98	215	22.80	335	35.52	280	29.69

Lowest Performing Learning Outcomes (LOs)

1 - Reads printed scripts on the classroom walls: poems, posters, charts etc. (56.56)

2 - Reads small texts with comprehension i.e., identifies main ideas, details, sequence and draws conclusions (61.75)